

Catastrophe Career Specialties LLC

The Science of Risk Managed Roof Inspection

“Authorized Person”



Certification Training

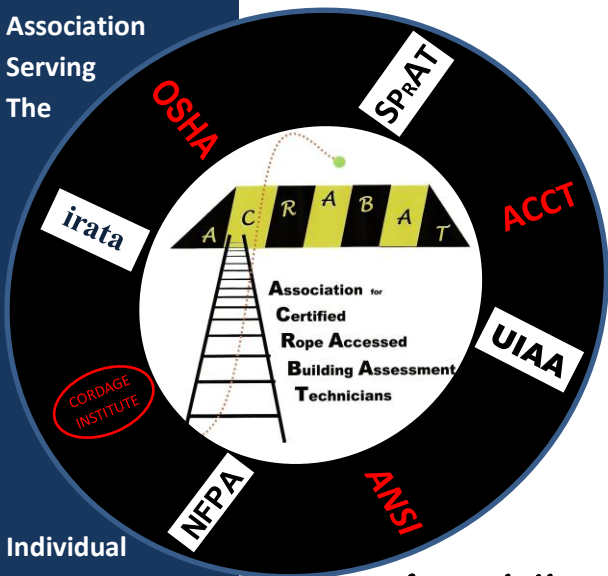
Level I “Authorized Person”

Roof Specific Rope Access Training:

For nearly a century now, the concept of acceptable loss has been the only standard for managing risk for fall related injuries within the Roof Inspection specific industry. Claims Adjusters, Forensic Engineers and Real Estate Inspectors have battled the perils of gravity not by choice or by the choosing of their employers, they simply did the best they could to deliver accurate work product within the voids of a better strategy. Work positioning systems are not new, in fact, they have been around for several decades now. We did not invent the process of rope access; we simply provide the most widely accepted means for translating it to the professional Roof Inspection Trades Community.

“Authorized Person” – An individual who has the approval of their employer to perform duties at a location where they will be exposed to high angle fall hazards. (ANSI Fall Protection Code Definition 2.11)

Our Own
Association
Serving
The



Individual
Needs of Our
Unique Industry!

**Association
Driven Success for
the Roof Specific
Rope Access Industry**

Association Backed Standards for Equipment, Training and Use:

Today, there are numerous professional groups with over a million man hours invested into managing the risk for fall related injuries. The goals of these groups are simple; an orderly process for reducing personal risk based on professional consensus. Their efforts have produced trade specific reductions in fall related incidents, injuries and fatalities by as much as ninety percent. This is the very service that ACRABAT delivers to the roof inspection community today. ACRABAT standards integrate the best of established high angle work access practice with the solutions to the unique challenges that confront our specific workforce.

Hands-On / Experiential Learning

How would I position a rope over a house from the ground?

How do I prevent my rope from damaging the ridgecap?

What are the components of a "Work Positioning" system and how do they work?

Am I capable of completing a self-rescue?

What is suspension trauma and how can I avoid it with self-rescue training?

What is a "Pivot Line" and how could I use one to access hip end slopes?

What type of Lifeline belay device is right for me?

What are my personal pitch access capabilities?



How can I use an ascender to descend on a roof?

How is a fall arrestor different than a descender or ascender?





Why might I need to use a descender to ascend an extremely steep pitch?

What is an anchor sling and why is it so efficient for use as an anchor connector?

How would I inspect a roof that has a peak but no ridge?



Questions that can only be answered with physical opportunity:



The gravity of effective rope access training requires the appropriate setting with a hands-on / experiential approach. The standards of training we comply with mandate that all trainees receive verbal instruction, live demonstration and the physical opportunity to experience all components of the Roof Specific Rope Access process from set-up to disassembly.

Experiential Ladder Skills Training

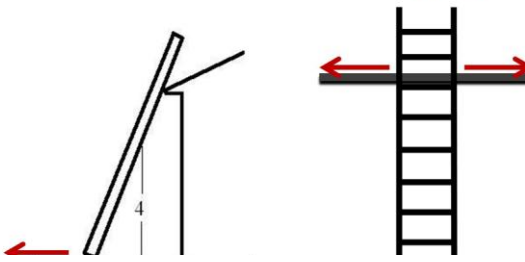
NOTICE

3 POINTS OF CONTACT
MUST BE MAINTAINED
AT ALL TIMES WHILST
ON LADDER

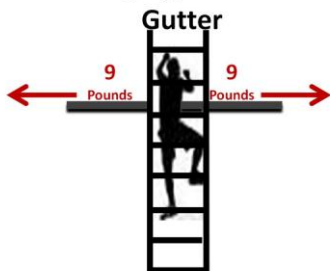
Avoiding The Temptation To Overlook The Obvious:

Many workers with roof inspection responsibilities have completed classroom or computer based ladder safety training yet more than 50% of all roof inspection injuries remain ladder related. This fact may exist because:


Over 50% of All Roof Access Ladder Injuries Occur as A Result of Ladder **Kick-Out** & **Lateral Slippage**



Only Takes 9 Lbs of Lateral Pressure to Move A Ladder Occupied by a 200 Lb Person Leaning Against An Aluminum Gutter



87 Lbs of Lateral Pressure to Move A "Ladder Max" Assisted Ladder Occupied by a 200 Lb Person Standing at the Roof's Eave




- There is a common misperception that ladders are simple tools that require no use instruction.
- There is no such thing as a roof access specific ladder, all ladders are multi-function ladders.
- Classroom and/or computer based ladder safety training is in and of itself ineffective.

No Managed Fall Protection program would be complete if it ignored the issue of ladder safety. As a prerequisite, all of our program participants are required to complete ladder safety training curriculum provided by The American Ladder Institute followed up by hands-on ladder skills training and concluding with ladder skills evaluation. Employers can rest assured that those who successfully complete our program are quite capable of demonstrating ladder use practices that are consistent with the manufacturer's recommendations.

REMEMBER:

**Hands Belong On
Ladder Rungs,
NOT ON SIDE RAILS!**



Our training incorporates ladder stabilizing accessories that produce 10 X more resistance to the forces that produce kick-out and lateral slippage!

Building An Unfair Advantage:

Risk is certain and liability is everywhere, this is simply a characteristic of the playing field on which we compete. It has been said, "there is no reward without risk" (a quote that dates back to Chaucer during the middle ages) but at what point do we determine that the risk for personal injury, product liability and legal penalty is too high. Good risk management strategy is not a product of chance; it begins by investing in a workforce with the greatest probability for return. Our course competency score (listed on every completed training certificate) is objective proof that all workers are not created equal. After all, employers are not the greatest discriminators of workers who have not completed an "Authorized Person" training program, gravity has held that title for quite some time now.



The employer shall provide a training program for each employee who might be exposed to fall hazards.

OSHA Fall Protection Regulation 1926.503 (a) (1)

Our Clients Need No Introduction:

Our company clients did not get to where they are today out of ignorance. Their success has always been the product of careful consideration, and when it comes to choosing a Managed Fall Protection training program, we have no rivals. At present, we provide this unique form of instruction to all Property Insurance, Forensic Engineering and Real Estate inspection groups who outsource their Roof Specific Rope Access training and for good reason. Our lead program facilitators are SPRAT, IRATA & ACCT certified with over two decades of rope access training experience. Our investment in time and financial resources eclipses all other companies who list their programs as competition. But don't

take our word for it. Call us today to schedule a tuition free class for your company representative and see for yourself.

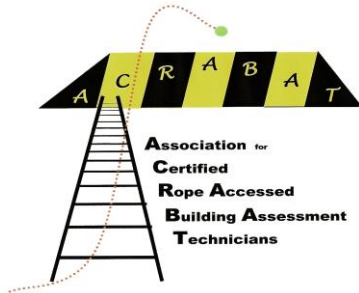


Program Specifics

**The Association for Certified Rope
Accessed Building Assessment
Technicians**

ROOF SPECIFIC ROPE ACCESS STANDARDS

Third Edition



Cost: \$600.00 / participant

\$50 Discount for all who register at least 30 days prior to scheduled class.

Class Includes:

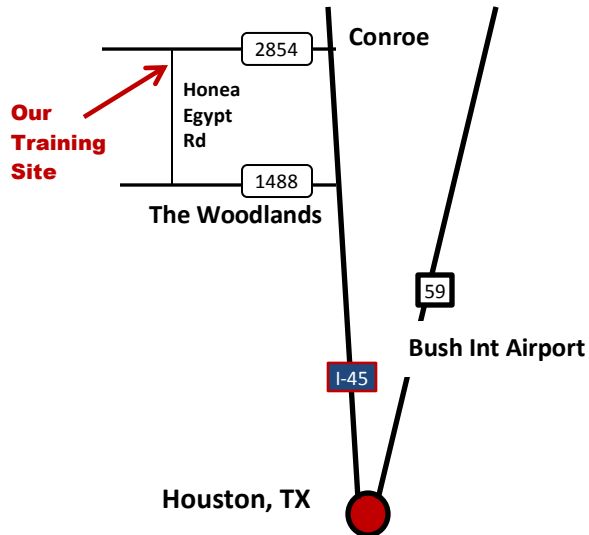
- 2 days / 16 hours of training
- Level I “Authorized Person” training manual
- All equipment required to complete program
- 8 CEUs TX, FL or OK.

Class Prerequisites:

All program registrants must have:

- completed American Ladder Institute Extension Ladder training curriculum
- completed review of “Authorized Person” training manual
- completed review of ACRABAT “Roof Specific Rope Access Standards”

All prerequisite material provided at time of class registration.



Location of Training:

8021 Honea-Egypt Rd.
Montgomery, Texas 77316



Hotel Accommodations:

BEST WESTERN (Lake Conroe Inn):

14643 Hwy 105 West, Montgomery, TX 77356

936 588-3030

Rate: \$64.99 for single or double occupancy

Cindy Dotson

Front Desk Manager



SUPER 8:

201 Mesa View, Montgomery, TX 77356 936

588-2886

\$50 per night single occupancy

\$60 per night double occupancy

**Please inform them you are a Catastrophe
Career Specialties customer to get this rate!**